



## SAVING THE CHARGE CALCULATOR TO YOUR HOME SCREEN


### IOS:

1. Open Safari
2. Type in URL of site you want to save
3. Once you reach the URL, tap the share icon (  ) at the bottom of the screen
4. Scroll through the options and tap, "Add to Home Screen"
5. Pick a name and save it – this will create an icon on your home screen




### ANDROID:

#### Using the Android Web Browser

1. Open the Android web browser
2. Enter the URL in the text bar and press "Enter" or "Go"
3. Tap on the create bookmark icon (  )
4. An info box will pop up
5. Name the icon in the "Label" box and select "Home Screen" under the "Add to" drop down



#### Using Chrome

1. Open Chrome
2. Enter the URL in the text bar and press "Enter"
3. Tap on the Menu button (  ) and select "Add to Home Screen"
4. A shortcut will be automatically added to your home screen



#### Using Firefox

1. Open Firefox
2. Enter the URL in the text bar and press "Enter"
3. Tap and hold the address bar – options should appear
4. Choose "Add to Home Screen" and a shortcut will automatically be added to your home screen



### QUESTIONS?

Please email [communications@nortek.com](mailto:communications@nortek.com).